



OLD HICKORY

— BUILDINGS —



OLDHICKORYBUILDINGS.COM



FACEBOOK.COM/OLDHICKORYBUILDINGS
INSTAGRAM.COM/OLDHICKORYBUILDINGS
TIKTOK.COM/@OLDHICKORYBUILDINGS
PINTEREST.COM/OLDHICKORYBUILDINGS



**SCAN THE QR CODE TO
SEARCH OUR ONLINE
BUILDING INVENTORY!**

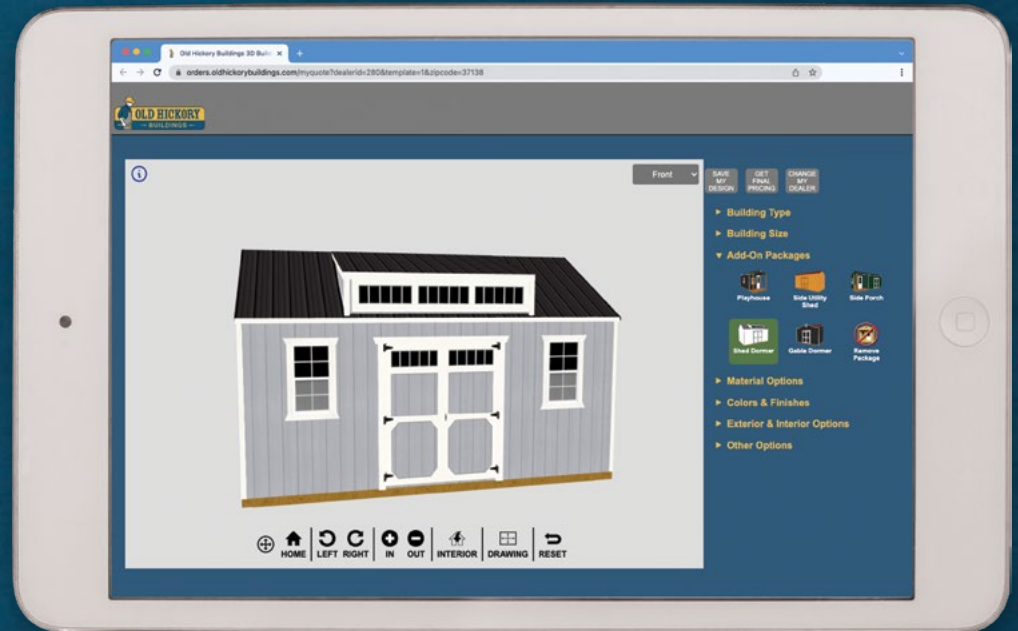


FROM YOUR *Imagination* TO OUR BUILDERS



Visit orders.oldhickorybuildings.com/myquote or use a tablet to scan the QR code to the left to check out our 3D Build & Price tool. It can help you design the building of your dreams and obtain a price directly from your nearest dealer!

- ✓ Select the building type, size, add-on package, color and choose from a wide variety of other options.
- ✓ Move features by clicking and dragging them on the building...or use the object controller...it's easy!
- ✓ Use your mouse or the view control menu to zoom in and out or to rotate left and right.
- ✓ View the interior or see a 2D drawing to make sure objects are placed where wanted.
- ✓ Designs can be saved and returned to later for further modification...no need to start over!
- ✓ Click the GET FINAL PRICING button to send your design to your local dealer and they'll provide the FINAL PRICE!



Scan The QR Code For Pricing Or Ask Your Local Dealer For The Price List



Standard Metal Roofing & Siding Colors

One Standard Metal Roof Color included in price. Same price for Standard Metal or Shingle Roof.

**HUNTER
GREEN**

CHARCOAL

**BURNISHED
SLATE**

BLACK

SILVER

Special Order Metal Roofing & Siding Colors

Adds one week to the lead-time and has a slight upcharge.

See our Price List or ask your local dealer for details.

**BRILLIANT
WHITE**

**ALAMO
WHITE**

**ASH
GRAY**

**PEWTER
GRAY**

**LIGHT
STONE**

TAUPE

TAN

BROWN

BURGUNDY

**GALLERY
BLUE**

**OCEAN
BLUE**

**RUSTIC
RED**

**BRITE
RED**

Metal color availability and color names vary by region. Please consult your dealer for options in your area.

Shingle Roof Colors

**WEATHERED
WOOD**

DARK BROWN

BLACK

EVERGREEN

Standard Paint Colors

One Standard Paint Color included in price.

**BARN
WHITE**

**EAGLET
BEIGE**

**CREWEL
TAN**

HARDWARE

BREEZY

**THATCH
BROWN**

**DARK
CLOVE**

**PEWTER
CAST**

**STEELY
GRAY**

PEPPERCORN

**SMOKY
BLUE**

**ROSEMARY
GREEN**

**RUSTIC
RED**

**TRICORN
BLACK**

**GAUNTLET
GRAY**

We proudly use Sherwin-Williams® A-100® paint for our standard paint colors.
We offer over 1,000 Sherwin-Williams® A-100® custom paint colors. See dealer for details.

Urethane Colors

Urethane Colors require an upcharge based on building size.

See our Price List or ask your local dealer for details.

**HONEY
GOLD**



MAHOGANY

DRIFTWOOD

**CHESTNUT
BROWN**

**DARK
EBONY**

Actual colors may vary from those displayed in brochure. See dealer for actual color swatch.
Old Hickory Buildings, LLC is not responsible for colors not matching the brochure.



Standard Buildings

Choose a Standard Building Style then choose an Add-On Package below.



Lofted Barns

The Lofted Barn is ideal for customers needing to maximize their available storage space. The gambrel (barn-style) roof provides a traditional appearance and increases the total loft space.



- Iconic barn-style roof
- 6'3" standard inside wall height for treated buildings
- 6'4.5" standard inside wall height for painted buildings
- Up to 8' of loft included FREE (No price credit for subtracting loft)
- 8' wide buildings come with a single barn door
- 10' and wider buildings come with double barn doors (excluding packages)
- See Price List for available sizes in your area
- Buildings shown with extra options.



Utility Sheds

The gable style roof of the Utility Shed provides the option for increased wall height, making it feel more spacious on the inside and leaving room on the walls for taller storage shelves, long garden tools, or ladders.



- 5/12 Pitch gable-style roof (7/12 roof pitch upgrade available)
- 6'3" standard inside wall height for treated buildings
- 6'4.5" standard inside wall height for painted buildings
- 7' (81" inside) or 8' (92" inside) wall heights available
- 8' wide buildings come with a single barn door
- 10' and wider buildings come with double barn doors (excluding packages)
- Loft can be added for additional cost
- See Price List for available sizes in your area
- Buildings shown with extra options.

Add-On Packages

Our Add-on Packages include a variety of popular design features that can turn your simple Lofted Barn or Utility Shed into an attractive feature on your property! Add-on Package prices are for Lofted or Utility Style Buildings only. For package deals, some options may be removed but no credit given on price.

Playhouse



Includes: 9-Lite House Door, 4' porch (included in total building length), two porch support posts, three 2' x 3' single-pane windows. Utility style Playhouse has 8' walls as standard (7' walls are optional at same price).
NOTES: Building must include a porch to get package price.

Upgrade: Add a Vaulted Gable to the Utility Playhouse Package.
See Price List. 5/12 roof pitch with 8ft walls | 7/12 roof pitch with 7ft walls.

Deluxe Playhouse



Includes: 9-Lite House Door, bay style windows with wrap around porch (total length of building includes 4' of porch), porch railing in 3 sections (approx. 4' each), four porch support posts, five 2' x 3' single-pane windows. Utility style Deluxe Playhouse has 8' walls.

NOTES: Building must include a porch to get package price. Minimum size is 12' x 24'. Building image shown with additional options. Not available with Vertical Metal siding.



Side or Center Porch



Side Porch Includes: 9-Lite House Door, 4' depth porch with railing on short side (porch included in total building length), one porch support post, two 2' x 3' single-pane windows, double Barn Doors. Utility style Side Porch has 8' walls. **NOTES:** Building must include a porch to get package price. Building image shown with additional options.

Center Porch Includes: 9-Lite House Door, two 2' x 3' single-pane windows, 12' wide x 4' deep standard porch size, two porch posts with 2 sections of railing. Utility style Center Porch has 8' walls. **NOTES:** Building must include a porch to get package price. Minimum size is 12' x 24'. Building image shown with additional options.



Garage



Includes: Garage Door (8' wide x 7' tall or 9' wide x 7' tall), solid House Door (or 9-Lite House Door upgrade), one 2' x 3' single-pane window, 12" on center floor joists for heavier loads. Utility style Garage package has 8' walls.

NOTES: Building must include a garage door and house-style door to qualify for package price. Some building widths require the purchase of additional skids depending on location. See your dealer for details.



Gable Dormer



Includes: One 18" octagonal window, treated buildings have 92" inside walls. Painted / Urethane buildings have 93.5" inside walls.

NOTES: More than one dormer can be added to a building if size permits. Up to 10' maximum gable width. Building image shown with additional options. Not available with Vertical Metal siding.



Shed Dormer



Includes: Comes standard with a 7/12 pitch roof, three 10"x29" horizontal windows. Treated buildings have 81" inside walls. Painted/Urethane buildings have 82.5" inside walls.

NOTES: Only available on 8', 10' & 12' widths and only for inside wall heights listed above. More than one dormer can be added to a building if size permits. Building image shown with additional options. Not available with Vertical Metal siding.

Specialty Buildings



Barns (Non-Lofted)

If you need simple outdoor storage space for gardening tools, lawn equipment or other miscellaneous items, then the Non-lofted Barn might be the right choice. It is tall enough for the average adult to stand in.

- Iconic barn appearance
- 4' side wall height
- 8' wide buildings come with a single barn door
- 10' and wider come with double barn doors
- See Price List for available sizes in your area
- Building image shown with additional options



Single Slope

The Single Slope can be placed with its back against a tree line or a property boundary, making the shed a part of your landscape. The high front can include horizontal windows to let in natural light.

- Single slope roof style
- Rear wall height: 84" (depending on siding chosen)
- Front wall height: minimum 100" (increases with shed width)
- Roof pitch: 3/12
- See Price List for available sizes in your area
- Building image shown with additional options



Cabanas

Cabanas are the ideal solution for affordable outdoor covered spaces. If your property is lacking a covered outdoor sitting area for you to enjoy, or maybe your local park is in need of a few gazebos for shaded relaxation...the Old Hickory Cabana can fit the bill!

- 5/12 pitch gable style roof
- 8ft side height
- Pressure treated deck boards
- Ten perimeter pressure treated posts
- Perimeter railing with spindles
- Two full width bench seats at each end
- See Price List for available sizes in your area



Side Gable

Side Gable Buildings are a great alternative to Side Entry Utility Sheds. Maybe you're positioning it along a property border, a tree line, or facing into a driveway...but you want the roof gable to have the same orientation. The Side Gable Building accomplishes this.

- 3/12 pitch gable style roof
- 81" inside wall height for T1-11 buildings
- 82.5" inside wall height for LP smart panel buildings
- 8ft wide buildings come with a single barn door
- 10ft and wider buildings come with double barn doors
- See Price List for available sizes in your area
- Building image shown with additional options


Metal Buildings

Wood Framed Buildings with Horizontal Metal Siding

Doors and windows on end walls only.



Metal Lofted Barns



- 6' 7" standard inside wall height
- Up to 8' of loft included
- No price credit for subtracting loft
- Choose up to 3 Standard or Special Order Metal colors for the roof, siding and trim (all colors same price)
- See Price List for available sizes in your area



Metal Utility Sheds

- 6' 7" standard inside wall height
- Choose up to 3 Standard or Special Order Metal colors for the roof, siding and trim (all colors same price)
- See Price List for available sizes in your area



For Your Animals



Animal Shelters

- 1 1/4" Pressure Treated Kick Boards approximately 4' high, spaced 1.5" apart.
- Standard stall opening is 8' wide. One stall is standard per 12' of length (10' x 12' = 1 stall, 10' x 20' = 1 stall, 10' x 24' = 2 stalls).
- Tack room is not included. Additional stalls (includes opening and divider) can be added for an additional cost (optional). See Price List. Buildings will be set directly on ground with no blocking. Ground must be suitable for application prior to delivery.
- See Price List for available sizes in your area

- Tack rooms require a minimum of 4' added to the 12' of length needed per stall (E.g. 1-stall plus a 4' wide tack room requires a minimum of 16' total length).
- Tack Room starts on an outside end wall. Additional cost to start on an inside divider wall. See Price List.
- Pressure Treated or T&G flooring depending on area and availability.
- OSB divider wall between tack room & stall.
- 3' Wooden Barn Door on all tack rooms. Upgrade to 4' Wooden Barn Door. See Price List.

Chicken Coops

- 5/12 pitch gable style roof
- 6ft 3in wall height
- One 3ft wooden barn door
- Two 24in x 27in single-pane windows
- One roosting ladder
- One small chicken exit door
- 4 Nesting boxes with exterior hatch access.
- Extended nesting box (set of 6) available for 12' and longer. See price list.
- See Price List for available sizes in your area

Options & Add-Ons

See Options & Add-Ons Table in our Price List

Windows




18"
OCTAGONAL



24" x 27"
FOR LOFT



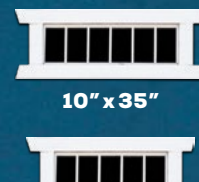
2' x 3' SINGLE
& DOUBLE PANE



3' x 3' SINGLE
& DOUBLE PANE



SHUTTER TRIM
SHOWN ON 2'x3'



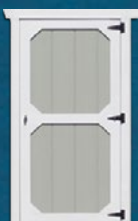
10" x 35"



10" x 29"

2'x3' Double Pane & 3'x3' Double Pane windows are only available with white finish.
Window trim will either be painted for LP Smart Panel Siding or Water Sealed for T1-11 Pressure Treated Siding.


Doors



3' SINGLE
BARN




3' SINGLE BARN
WITH 10"x29" WINDOW



4' SINGLE
BARN



4' SINGLE BARN
WITH 10"x35" WINDOW



DOUBLE
BARN



DOUBLE BARN
WITH 10"x29" WINDOWS




SOLID
HOUSE DOOR



9-LITE
HOUSE DOOR



OPENING
LOFT DOOR



8' x 7' GARAGE



9' x 7' GARAGE

Door trim will either be painted for LP Smart Panel Siding or Water Sealed for T1-11 Pressure Treated Siding.

Flooring Options

Options & Add-Ons

See Options & Add-Ons Table in our Price List

5/8" Treated Square Edge Flooring or 5/8" T&G Flooring



5/8" Treated Square Edge

- 5/8" CDX Grade Square Edge, Pressure Treated Plywood
- Lifetime warranty against termites & fungal decay
- Choose this flooring if you want a lifetime warranty against termites & fungal decay and are not as concerned with small imperfections and knots in the appearance or seam gaps due to shrinkage from the pressure treating process



5/8" Engineered Tongue & Groove

- 5/8" Tongue and Groove, Engineered Panels
- Exceptional strength & stiffness for a flatter, more stable floor
- Free of knots and patches with a thermally fused face
- Advanced resins are moisture resistant
- Choose this if you want a seamless floor with a virtually flawless appearance

Upgrade: Single-layer or double-layer 3/4" Flooring. See Price List.

Standard floor designed for 300 lbs. POINT LOAD spread evenly over an area no less than 5 inches by 5 inches. Additional options are available. Upgrade to thicker flooring, 2x6" Joists and/or 12" On-Center Joists for a more heavy-duty floor.

Framing Upgrades



For Buildings with T1-11 Treated Siding

Upgrade to 16" On-Center Studs AND Trusses
(Standard is 24" On-Center for Studs and Trusses)



For Buildings with Painted LP Smart Panel

Upgrade to 16" Trusses (Standards is 16"
On-Center Studs and 24" On-Center Trusses)

Floor Joist Upgrades



2x6 Pressure Treated Joists

2x4 are Standard



12" On-Center Floor Joists

16" OC is Standard

Add-on Barriers & Insulation



House Wrap Vapor Barrier

Recommended if you plan to insulate




Tech Shield & Silver Tech

Radiant Heat Barrier



Tar Paper

Under Roofing Only
Recommended for Shingle Roofs




Bubble Wrap Insulation

Under Metal Roofing & Siding
Vertical Metal Siding Only


Interior Add-Ons



WORKBENCH



SHELVES



LOFT



Exterior Add-Ons



ADD-ON:

EXTRA PORCH POST

ADD-ON:

PORCH RAILING

UPGRADE:

SUNBURST SPINDLES



ADD-ON:

6" FRONT &
BACK OVERHANG

ADD-ON:

7/12 ROOF PITCH

Siding Options

3/8" LP Smart Panel



LP Smart Panel is treated with LP's proprietary SmartGuard® process. With four components of protection, the process adds strength, is weather resistant, and helps the siding withstand impacts, freeze/thaw cycles, high humidity, fungal decay and termites.

5/8" T1-11 Pressure Treated



T1-11 is tried and true, premium grade real plywood exterior siding that is protected against rotting, fungal decay and termites. It's available with a water sealer (except for Build On Site).

Vertical Metal



Vertical metal is a siding option that is engineer certified and allows for more add-ons, options and upgrades vs. our Horizontal Metal Buildings. The 29 gauge steel siding includes a 30 year limited warranty against rust through and reflects solar heat better than many siding options. Not available on all packages.



No Strings Attached

Our low monthly rental rates are comparable to mini-warehousing rates. Our no strings attached plan allows you to have your own storage facility at your home or business, when and where you need it. The rental agreement is on a month-to-month basis, meaning you have the flexibility to turn in the building at any time for any reason.

WHY PAY RENT, WHEN YOU CAN RENT TO OWN (See dealer for details.)

Early Payoff / 90 Days Same As Cash

Payoff anytime with no penalty. There is also a discount off the rental balance for those who pay off early. If you decide to pay off the building within 90 days, we'll waive the entire cost of lease services.

Available RTO terms may change by location. See your local dealer for details. The Rent-to-Own transaction is a rental-purchase agreement. You will not own the merchandise until the total amount necessary to acquire ownership is paid in full or you exercise your early purchase option ("EPO").

Five Year Limited Warranty

We offer you peace of mind. With a limited 5-year warranty backed by a company that has been in business since 1997, you can trust that Old Hickory will be there if you need them. With our warranty written, there will be no surprises in the rare event of a claim.

Limited Lifetime Warranty

Against termite damage and fungal decay on all pressure treated wood, including pressure treated skids and floor joists (on all models).



**SCAN QR CODE TO
VIEW WARRANTY**

30 Year Limited Warranty On Metal &

50 Year Manufacturer's Warranty On LP Smart Siding

All metal roofing & siding comes with a 30-year limited warranty against rust through. For LP Smart Panel Siding, follow the link provided for more information: <https://lpcorp.com/products/outdoor-living/products/trim-siding>

Engineer Certified

Engineer Certified buildings are certified for local wind and snow load requirements (wind rating requires customer supplied anchors). See Price Lists for wind and snow load specifications. A standard set of engineered plans are available upon request after purchase of a building. We employ a full-time engineer for quick turnaround for custom plans or builds. Visit our website or consult your local dealer for more details.

Price does not include anchors. Additional options are available – see dealer/website for more details. Extra charges apply for custom plans, calculations or elevations. Designed to meet IBC standards – not guaranteed for every local jurisdiction. Our buildings are classified as Minor Storage Facilities (Occupancy Category 1) and not intended for any other use. Economy style Buildings and Metal Buildings are not certified as a standard. These can be built as certified for an additional charge.

Low Price Guarantee

We'll match any competitor's advertised price for the same quality building.

The competitor's building must have the same or better quality materials and features. Consumers MUST provide an official quote on competitor letterhead, or show pricing in a brochure or on a price sheet that shows the building's size, type and add-on features. The LOW PRICE GUARANTEE excludes competitor discounts on used or aged building inventory. Old Hickory reserves the right to make final price matching decisions.

Free Delivery & Easy Setup Within 30 Miles

We will provide you with a quick and efficient delivery experience. Delivery site must be accessible with a truck and trailer. NO SITE PREPARATION NECESSARY if site is accessible with truck and trailer and site is NO MORE THAN 3 FEET OUT OF LEVEL. FIRST 30 MILES FREE. Over 30 miles subject to additional charge.

FREE SETUP includes leveling the building to the specifications on our blocking diagram (customer may request a copy from dealer), starting with one corner at ground level and raising it up to a maximum of 3 feet. If leveling requires 1 foot or less, pressure treated wood shims may be used. Customers who require their building to be set on concrete blocks must have them ready PRIOR to delivery OR have a clear agreement with the driver to supply the blocks at a price to be negotiated with the driver. It is the customer's responsibility to decide if ground conditions are unsuitable for delivery.

BUILDINGS AT THE SALES LOT: Can **USUALLY** be delivered within 1 week.

ORDERED TREATED BUILDINGS: Can **USUALLY** be delivered within 2 weeks.

ORDERED URETHANE & PAINTED BUILDINGS: Can **USUALLY** be delivered within 3 weeks.

NOTE: Non-standard metal colors on any building will add one week to the lead time. Peak season and poor weather conditions can add extra days on to the normal delivery time. Lead times vary; above delivery times do not apply to build on site buildings.

Build On Site

LEAD TIMES VARY BY LOCATION. NOT AVAILABLE IN ALL AREAS.

Old Hickory Buildings offers a build-on-site program for those situations where delivery is not an option or a customer wants a customized solution. See your dealer for more information. Old Hickory Buildings cannot paint, urethane or water seal on-site buildings. Paint/Stain/Water Sealer is NOT included in the price and the painting/staining/sealing is not available as part of the built on site service. We also do not sell paint, stain or urethane. 8' walls on Lofted Barn build on site is an additional cost. **Build on site requires additional fees paid to the builder. See local dealer for details.**



Scan The QR Code For Pricing Or Ask Your Local Dealer For The Price List